



Photos: The Harbour Bridge and Opera House from Campbell's Cove, Patty Mazza

Sydney

A Welcoming City for People with Disabilities and Seniors, Accessible Accommodation



Easy Access Australia Publishing Pty Ltd

Disclaimer

Easy Access Australia Publishing Pty Ltd, The University of Technology Sydney and the City of Sydney make no representation about the content and suitability of this information for any purpose. It is provided "as is" and "as available" without any guarantees or warranty, expressed or implied as to the currency, accuracy, quality, completeness, availability or usefulness of data, information, product, or process provided through this service, and no responsibility or legal liability is assumed for any damages or inconvenience arising from its use.

In addition the City of Sydney website contains disclaimers:
<http://www.cityofsydney.nsw.gov.au/copyright/Disclaimer.asp>

Sydney, A Welcoming City for People with Disabilities and Seniors, Accessible Accommodation

Intercontinental Hotel Sydney

117 Macquarie St,
Sydney 2000

The InterContinental Sydney is a short stroll to the famous Opera House, Royal Botanic Gardens and Circular Quay. The building is a magnificent restoration of the sandstone Treasury Building of 1851. One of the access rooms overlooks the Royal Botanic Gardens and offers glimpses of the eastern Sydney Harbour!

Number Of Access Rooms:	3
Star Rating:	5
Freecall:	1800 699 562
Phone:	61 2 92539000
TTY Phone:	Nil
Web:	www.intercontinental.com
Email:	sydney@interconsydney.com

Transport and parking

- Ferries arrive at Circular Quay, taxis and buses.
- Parking is Valet with driveway access from Phillip St.



Photo: Driveway entry from Phillip St.

Sydney, A Welcoming City for People with Disabilities and Seniors, Accessible Accommodation

Main entry and foyer

- The design of the building offers three entries without the usual hotel grand formal entry.
- The main entry is from the vehicle driveway off Phillip St, where a ramped kerb leads to auto doors and reception.
- Reception desk 1.2m.
- Open area with circulation space and seating.
- A pedestrian friendly entry is from the corner of Bridge and Phillip Sts but there's a small step.
- A third level entry is from Macquarie St.
- It measures 950mm wide and is closed at night from 11pm.
- 24 hour access is provided via a swipe card/room card reader located at 1m from the footpath surface. There is also 24 hour security.



Photo: Reception interior.



Photo: Entry from Cnr Bridge and Phillip Sts.




Photo: Entry from Macquarie St.

Sydney, A Welcoming City for People with Disabilities and Seniors, Accessible Accommodation

Signage, Toilets, Telephones, Lifts and Corridors

Signage, Toilets, Telephones	Corridors
<p>Signage clear and highly visible for:</p> <ul style="list-style-type: none"> ○ EXIT <ul style="list-style-type: none"> • There is an accessible toilet accessed from the ground level café. • Access is via the ramp to the top section – the access toilet is signed through the Female facility. • There is no accessible telephone. 	<ul style="list-style-type: none"> • Flooring is low pile carpet. • Access rooms are located about 20m the lifts at the corners of the building. • The narrowest point is 1m through a fire door just before the room. • Hand rails are not installed. • No tactile way finding information.
Lifts	
<ul style="list-style-type: none"> • Tactile lift call button. • Call button height from floor surface is approx. 1m. • An Audible lift arrival signal is provided. • Internal buttons have a tactile component. 	

The Accessible Room(s)

Key Measurements: Access Rooms 5.4m x 3.8m	
<ul style="list-style-type: none"> • Door width 840mm clear open width. • Lever handle 1m above the floor. • Swipe card entry. • Automatic door return. • Internal corridor width at its narrowest point 1.0m. • King sized bed, height of the bed from top of mattress to floor 590mm. • Limited space underneath the main bed. • Distance from the foot of the bed to the desk 1.3m. • Furniture can be removed. 	 <p style="text-align: center;"><i>Photo: Room entry and circulation space.</i></p>

Sydney, A Welcoming City for People with Disabilities and Seniors, Accessible Accommodation

- Lights and TV (remote) can be operated from bed.
- TV has Teletext capability.
- Airconditioning control height 1m.
- The tea/coffee making facilities can be reached.
- The view from the window comprises city buildings – the historic Sydney Museum or Botanic Gardens/east Sydney Harbour.



Photo: Room, desk, table and robe.



Photo: View from Room 1010



Photo: View from Room 1010

Sydney, A Welcoming City for People with Disabilities and Seniors, Accessible Accommodation

The Access Bathroom

Key Measurements: Access Bathroom 2.3m x 2.1m

- Door width 860 mm, the door is a hinged in the centre and pivots open.
- Door furniture:
 - Lever handle 1m.
- Wheel-in-shower.
- Hand-held shower rose with Lever taps 1m
- Shower grab rails height 800mm.
- No Fold down shower seat 1m x 400mm x 460mm.
- Note there is a metal strip on the shower floor to aid water retention, less than 1cm high.

The Toilet

- Height (top of pan) 450mm.
- Front of bowl to back wall 800mm.
- Centreline of bowl to side wall 460mm.
- Toilet Grab rails height 800mm.
- Basin height front edge to floor 790mm.
- Lever taps.



Photo: Shower, grab rail and shower seat

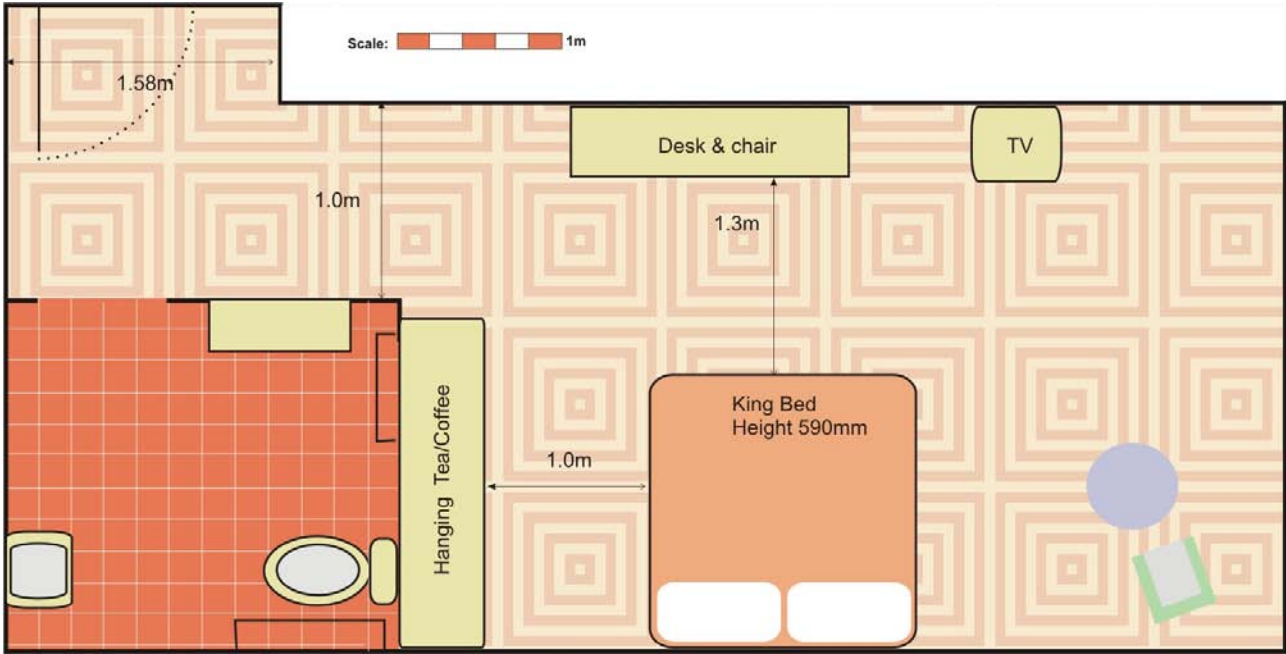


. Photo: Toilet and grab rails.

Sydney, A Welcoming City for People with Disabilities and Seniors, Accessible Accommodation



Bathroom Floorplan:



Sydney, A Welcoming City for People with Disabilities and Seniors, Accessible Accommodation

Respiratory and Other Sensitivity

- Management actively pursues a smoke, chemical and toxin-free environment.
- Smoking is not permitted in the premises.
- Cleaning processes and products such as non-toxin detergents, air fresheners etc. are used on room furnishings like carpets, drapes etc.
- Management avoids the use of chemical pesticides, herbicides and non-toxic means of pest control.
- Ask management if you have a query in respect to the practical steps taken to cater for guests with Respiratory and Other Sensitivities.

Other Facilities

Restaurant

- The Cortile Lounge is on three levels accessed by four steps or access ramp.
- Café Opera is located on Level offering buffet service.
- Etch Restaurant is accessed from Bridge St.
- Tables are pedestal and a large print menu is available on request.



Photo: Ramp to upper level and access toilet.




Photo: Entry to Etch Restaurant.

**Sydney, A Welcoming City for People with Disabilities and Seniors,
Accessible Accommodation**

Swimming Pool	
<ul style="list-style-type: none"> • A Health & Fitness Centre is located on Level 31 however the swimming pool is accessed via a flight of four steps. 	
Emergency	
<ul style="list-style-type: none"> ▪ There is a documented Emergency procedure. ▪ The Emergency warning system comprises an Audio Alarm only. ▪ Emergency alarms located in all rooms and public places. ▪ The Emergency procedure involves a Floor Warden. 	
Other Services	
<ul style="list-style-type: none"> ▪ Management fosters a “can do attitude” amongst staff. ▪ Management welcomes guests with disabilities. ▪ Upon request, management can assist arrange for equipment hire, eg hoist, shower chair etc. 	