



Photos: The Harbour Bridge and Opera House from Campbell's Cove, Patty Mazza

Sydney

A Welcoming City for People with Disabilities and Seniors, Accessible Accommodation



Easy Access Australia Publishing Pty Ltd

Disclaimer

Easy Access Australia Publishing Pty Ltd, The University of Technology Sydney and the City of Sydney make no representation about the content and suitability of this information for any purpose. It is provided "as is" and "as available" without any guarantees or warranty, expressed or implied as to the currency, accuracy, quality, completeness, availability or usefulness of data, information, product, or process provided through this service, and no responsibility or legal liability is assumed for any damages or inconvenience arising from its use.

In addition the City of Sydney website contains disclaimers:
<http://www.cityofsydney.nsw.gov.au/copyright/Disclaimer.asp>

Sydney, A Welcoming City for People with Disabilities and Seniors, Accessible Accommodation

Hilton Sydney

488 George St
Sydney 2000

Very centrally located opposite the Sydney Town Hall and Queen Victoria Building and within easy distance of restaurants and shopping in George St and the Pitt St Mall. The Darling Harbour tourist precinct and Chinatown are a short stroll away and can be accessed by the Monorail. Access rooms occupy levels 16-43 offering panoramic views across the city skyline.

Number of Access Rooms:	16
Star Rating:	5
Freecall:	Nil
Phone:	61 2 9266 2000
Reservations:	61 2 9265 6045
TTY Phone:	Nil
Web:	www.hiltonsydney.com.au www.hilton.com
Email:	sydney@hilton.com

Transport and parking

- Carparking is available in the commercial basement carpark operated by Secure Parking <http://www.secureparking.com.au/>
- Entry is from Pitt St and vehicles are valet parked.
- The hotel driveway runs from Pitt St to George St where the hotel valet parks guest's vehicles.



Photo: Hilton entry on George St, pedestrian access is left of the car exit.

Sydney, A Welcoming City for People with Disabilities and Seniors, Accessible Accommodation

Main entry and foyer

- Level entry accessed via the driveway from George St or Pitt St through glass doors.
- Reception area offers plenty of circulation space is brightly lit by daylight from a glass atrium.
- Plenty of seating provided.
- Polished light coloured granite flooring.
- Reception desk height 1.1m.




Photo: Reception Foyer.

Signage, Toilets, Telephones, Lifts and Corridors

Signage, Toilets, Telephones	Corridors
<p>Signage clear and highly visible for:</p> <ul style="list-style-type: none"> ○ EXIT <ul style="list-style-type: none"> • The accessible toilets are located up from reception on Levels 1 & 2 and down one level in the Marble Bar. • There is no accessible telephone nearby. 	<ul style="list-style-type: none"> • Corridor width is 1.7m. • Flooring is low pile carpet. • Access rooms are located close to the lifts. • Hand rails are not installed. • No tactile way finding information.
Lifts	
<ul style="list-style-type: none"> • Tactile lift call button. • Call button height from floor surface is approx. 1m. • An Audible lift arrival signal is provided. • Internal Audio Floor Announcement. • Internal buttons have Braille and tactile components in the range 1m – 1.2m. 	

The Accessible Room(s)

Sydney, A Welcoming City for People with Disabilities and Seniors, Accessible Accommodation

Key Measurements: Access Bed Room 7.0m x 3.4m

- Door width 830mm, the clear open width.
- Latchside space to wall/corner is 570mm.
- Lever handle, 1m height from the floor.
- Magnetic swipe card entry.
- Automatic door return.
- Internal corridor width .1m.
- Two King singles can be zipped together, 520mm in height to the floor.
- Limited space underneath. Check with management about increasing the space by raising the bed.
- Distance from the bed to furniture/wall at:
 - Foot 810mm to the desk leg.
 - When zipped together as one bed space on each side would approximate 900mm.
- Furniture can be removed upon request.
- Ta/coffee making facilities are reachable across the fridge.
- The airconditioner control is wall mounted at 1.5m above the floor.
- Lights and TV (remote) can be operated from bed.
- The clothes hanging space is reachable by shifting the hanging rail down to 1.2m.
- The views are across the city.



Photo: Showing room desk and bench.



Photo: Showing room entry, desk and bench coffee/tea.

The Accessible Bathroom

Sydney, A Welcoming City for People with Disabilities and Seniors, Accessible Accommodation

Bathroom measures 2.85m x 1.9m

- Door width 850mm
- Door furniture:
 - Lever 1m
 - Hinged on the left, swings outwards.

The Basin

- Basin height bottom front edge to floor 660mm.
- A Lever tap is provided.

The Toilet

- Height (top of pan) 440mm.
- Front of bowl to back wall 810mm.
- Centreline of bowl to side wall 440mm.
- Toilet Grab rails height 820mm.



Photo: Bathroom entry, basin.



Photo: Toilet and grabrail.

Sydney, A Welcoming City for People with Disabilities and Seniors, Accessible Accommodation

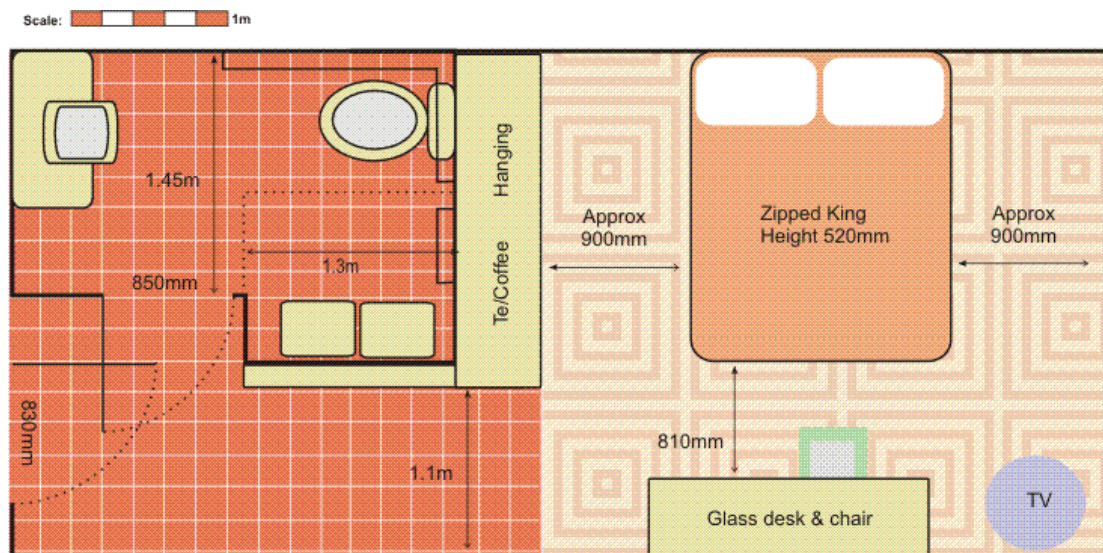
The Shower

- Wheel-in-shower with no hob, however there is a metal strip affixed to the floor to help contain water. It isn't high but may cause small shower chair or commode wheels a little difficulty.
- A Hand-held shower rose is provided.
- Grab rails are 820mm.
- Lever tap 1m above the floor.
- The fold down shower seat is in two sections, independently height adjustable.



Combined image Photo: Roll-in shower, lever taps and grab rail. Note metal the strip on the floor.

Bathroom Floorplan:



Sydney, A Welcoming City for People with Disabilities and Seniors, Accessible Accommodation


Respiratory and Other Sensitivity

<i>Respiratory and Other Sensitivity</i>	
<ul style="list-style-type: none"> ▪ Management pursues a smoke, chemical and toxin-free environment. However, Level m20 is a “smoking floor”, primarily for international flight crews. • Please contact management in respect to specific information on: <ul style="list-style-type: none"> ▪ respiratory and other sensitivities, ▪ policy covering assistance animals (other than seeing eye dogs). 	

Other Facilities

<i>Restaurants & Bar</i>	<i>Emergency</i>
<ul style="list-style-type: none"> ▪ A café is located adjacent to Reception. ▪ Level 2 hosts the Glass Brasserie. ▪ Tables are pedestal and moveable. ▪ An Accessible unisex toilet is near by on this level. ▪ The Marble Bar (check for opening times) is located one level down from Reception – there is an accessible unisex toilet available on this level. ▪ The Zeta Bar is located on Level 4. 	<ul style="list-style-type: none"> ▪ There is a documented Emergency procedure. ▪ The Emergency warning system comprises an Audio Alarm only. ▪ The Emergency alarms are located in all rooms and public places.

Swimming Pool & Gymnasium

<ul style="list-style-type: none"> ▪ A swimming pool and Gym are available on Level 1. However access is restricted. ▪ An accessible shower/toilet is located on this level but accessing it is through the Male or Female change rooms. ▪ A stair lift provides access to the Gym/pool from the Pitt St entry. ▪ No lift or hoist into/out of the pool 	
	<p><i>Photo: Steps and stair lift from Pitt St entry into Gym & Pool area.</i></p>

**Sydney, A Welcoming City for People with Disabilities and Seniors,
Accessible Accommodation**

<i>Other Services</i>	
<ul style="list-style-type: none">▪ Management fosters a “can do attitude” amongst staff and welcomes guests with disabilities. ▪ Furniture can be removed from the room and beds can be raised to accommodate a hoist. ▪ Hearing assistance is not available in the Conference Rooms however, the hotel is happy for a portable loop to installed for a specific function.	